






	1	<p>Clear the Stoop Take Out East Tree Clear the Leaves etc. Pollard the remaining trunk to 4/5 feet (so as to be too high for muntjac to eat). Clear reeds from immediate area of water round the stoup so that it can be seen (somebody will need waders for this!) 14-03-22 Done</p>	
	2	<p>Strim the brambles Bring the thicket down to 1 M high Clear out all the dead bramble from underneath firethorn as well</p>	
	3	<p>Pollard willow to 4/5 feet</p>	
	4	<p>Plant Clematis/ Woodvine</p>	
	5	<p>Plant Snowdrops/ Naturalising Daffs etc</p>	
	6	<p>Poss rotavate and area to plant Wildflowers.</p>	
	7	<p>Replant the pots.</p>	
	8	<p>Remove Elder. remove the elder but to take out only the two thicker stems; leave the thin sprouts to re-grow 14-03-22 Done</p>	

	9	Remove Goat Willow. Plug Trunk we take it down to a foot or so now with a view to further surgery in the Autumn and then plug into freshly cut wood	
	10	Remove old Palm Tree Done 14-03-22	
	11	Hanging Baskets/ Bags on Village Sign	
	12	Clear area behind bench. Make safe the dead upright trees	
	13	Clean and Re-Paint White Rail	
		take out bramble next to the water nearer southern end.	

Notes.

1,2 12 Mainly ESW please.

3, 5,6,8,9 Autumn Jobs as involve cutting trees.

11 need to find the brackets for the post. Anna looking into hanging bags.

Request for bulbs to plant in the Autumn from local donations either from Garden Centres or Public Donation. Litter Pick 12 March so a flyer will go out w/b 28th Feb. This can also have an advert request for bulbs. (Need list of appropriate bulbs before then) It would also be useful to set a possible date for volunteers to help with the Mardle as folk tend to like this as Group Exercise!!

